



2022-2023

Published: 16 January 2023



At the beginning of the 2022-2023 academic year, 78.7 thousand children enrolled in the first grade of primary school

At the national level, at the beginning 2022-2023 academic year, there were actively operating 1413 kindergartens, 859 general educational schools, 77 technical and vocational education and training institutions and 69 universities

and colleges.

TABLE 1. ALL LEVEL EDUCATIONAL INSTITUTIONS, by ownership type, at the beginning of the academic year 2022-2023

Type of educational institutions	Educational institutions			
	Total	State	Private	Public/ religious
Kindergartens	1 413	985	428	-
General educational schools	859	688	171	-
Primary	74	51	23	-
Secondary	109	108	1	-
High	676	529	147	-
Technical and vocational educational institutions	77	48	29	-
Universities and colleges	69	16	50	3

In the 2022-2023 academic year, 746.4 thousand (62.4%) children are studying in general education schools, 38.0 thousand (3.2%) in technical and vocational education and training institutions, and 145.3 thousand (12.1%) thousand children and youth in universities and colleges. The number of children enrolled in pre-school education was 266.0 thousand, an increase of 75.0 (39.3%) thousand compared to the previous year. This increase is due to the covid-19 pandemic, children aged 4-5 years old enrolled in basic training, and family-based distance learning supported 3 years old children's development.

This school year, 78.7 thousand children enrolled in the first grade of primary school, and 86.7 percent of them attended preschool education.

TABLE 2. STUDENTS STUDYING IN ALL LEVEL OF EDUCATIONAL INSTITUTIONS, at the beginning of the academic year

Type of educational institutions	2018-2019	2019-2020	2020-2021	2021-2022	2022-2023
Pre-school institutions	261 354	263 333	247 040	190 991	266 024
Female	128 021	128 946	120 955	93 362	129 875
General educational schools	593 150	640 449	680 837	712 353	746 405
Female	295 558	319 912	339 681	355 170	371 533
Technical and vocational educational institutions	37 039	37 806	40 165	42 594	38 034
Female	14 589	15 547	15 987	17 063	14 274
Universities and colleges	157 625	148 446	147 293	148 954	145 267
Female	93 552	90 573	89 463	91 034	88 823

At the beginning of the 2022-2023 school year, there were 9.5 thousand kindergarten teachers, and the number of children per kindergarten teacher was 28, which increased by 6 children from the previous year. The number of children per teacher is 29 for public kindergartens and 26 for private kindergartens.

There are 36.1 thousand teachers in general education schools, of which 31.9 (88.3%) thousand are in state-owned schools and 4.2 (11.7%) thousand are in private schools. The number of students per teacher is 21 in the 2022-2023 academic year and varies depending on the type of school right.

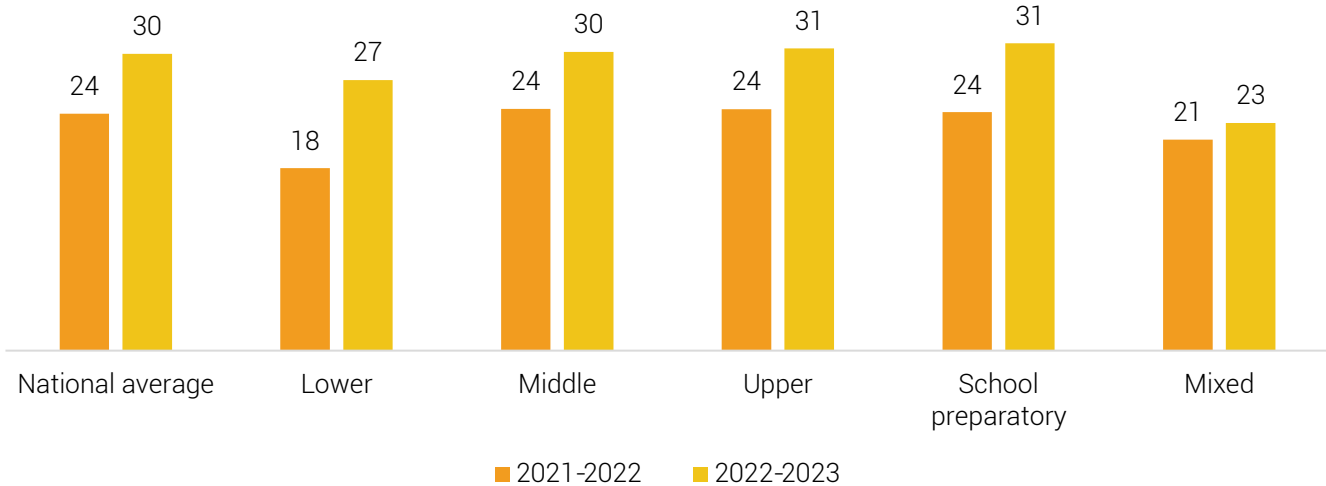
TABLE 3. FULL-TIME TEACHERS IN ALL LEVEL OF EDUCATIONAL INSTITUTIONS AND STUDENT-TEACHER RATIO, at the beginning of the academic year 2022-2023

Type of educational institutions	Full-time teachers				Student-teacher ratio			
	Total	State	Private	Public/religious	Total	State	Private	Public/religious
Kindergartens	9 450	8 122	1 328	-	28	29	26	-
General education schools	36 118	31 880	4 238	-	21	21	15	-
Primary	12 107	10 616	1 491	-	32	33	21	-
Secondary	16 108	14 313	1 795	-	16	16	11	-
High	7 903	6 951	952	-	14	13	12	-
Technical and vocational educational institutions	2252	1806	446	-	17	16	24	-
Universities and colleges	5 169	3 366	1 647	156	29	24	36	43

At the beginning of the 2022-2023 academic year, 266.0 thousand children were attending in pre-school education, of which 250.5 (94.1%) thousands of preschool children are attending in kindergartens. By group, 68.1 (27.2%) thousand are in the school preparatory group, 66.8 (26.7%) thousand are in the upper group, and 61.8 (24.7%) thousand are in the middle group.

The average class size in kindergarten has increased by 6 to 30 this school year compared to the previous school year.

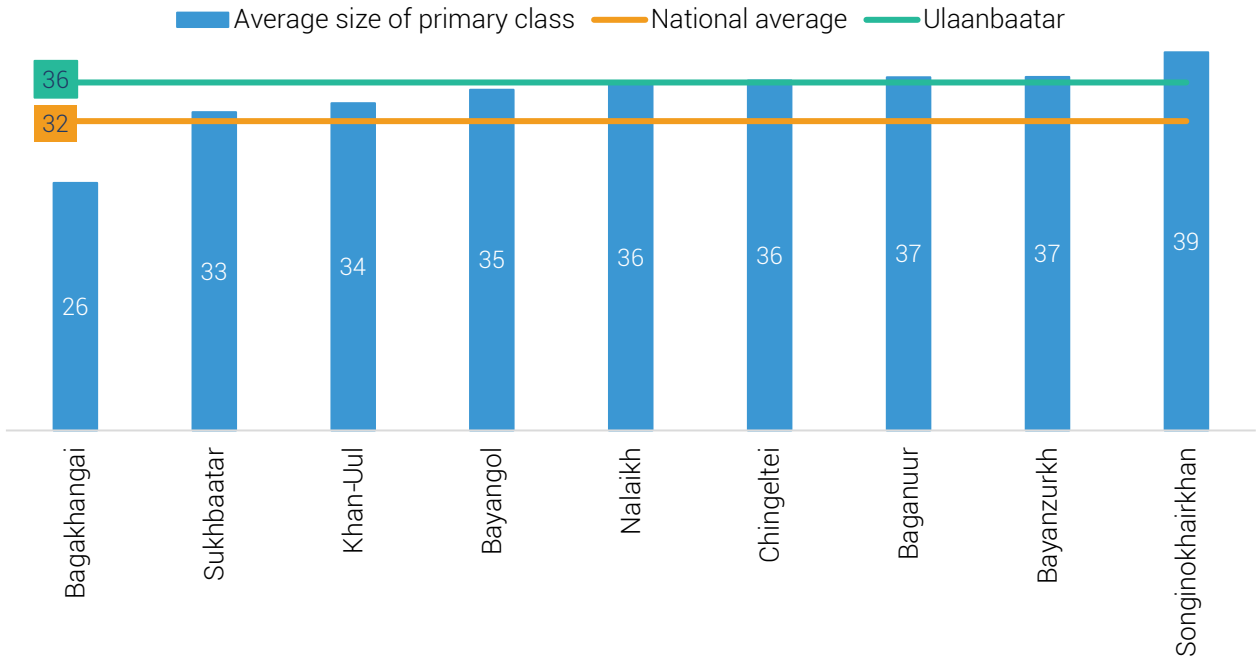
FIGURE 1. AVERAGE CLASS SIZE IN KINDERGARTEN, by children, at the beginning of the academic year



There are 746.4 thousand students in general education school, of which 382.0 thousand (51.2%) are in primary school.

At the beginning of the 2022-2023 school year, the number of students per class in primary school was in the standard in rural areas. But, in Nalaikh, Chingeltei, Baganuur, Bayanzurkh, and Songinokhairkhan districts of the capital city, there are 36-39 pupils per class in primary school, which is exceeded the 30-35 pupil per class standard approved by the Minister of Education, culture, and science, Minister of Social welfare and labor (as old name), and Minister of Finance.

FIGURE 2. AVERAGE SIZE OF PRIMARY CLASS IN GENERAL EDUCATION SCHOOLS, by children, capital city, district, at the beginning of the academic year 2022-2023

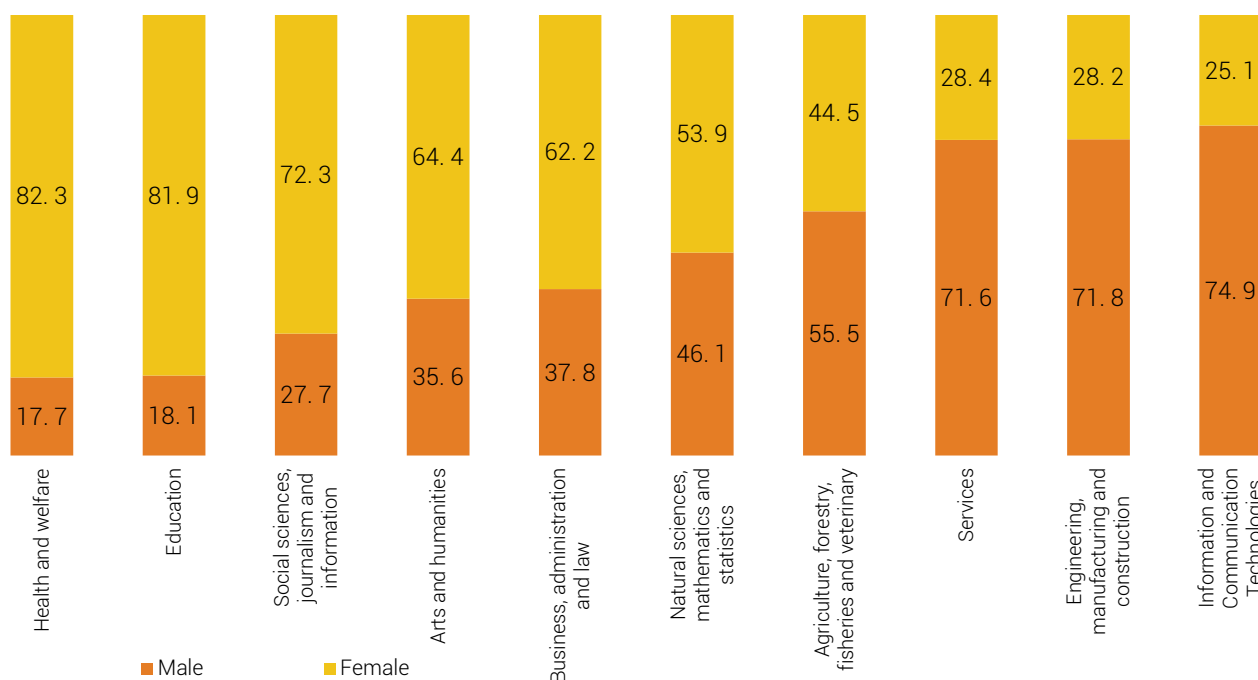


At the beginning of the 2022-2023 academic year, the number of students in technical and vocational education institutions reached 38.0 thousand, a decrease of 4.6 thousand (10.7%) from the previous academic year.

There are 145.3 thousand students studying at universities and colleges, which is a decrease of 3.7 (2.5%) thousand from the previous academic year. 112.5 (77.4%) thousand university and college students are enrolled in bachelor’s degree programs.

In terms of majors studying at universities and colleges, 28.2 percent of all students majored in business, management, law, 17.9 percent in health and social welfare, 12.5 percent in engineering, manufacturing and construction, and 12.4 percent in education at the beginning of the 2022-2023 academic year.

FIGURE 3. STUDENTS IN TERTIARY EDUCATION INSTITUTIONS, by field of study, sex and percentage at the beginning of the academic year 2022-2023



Definition:

Education: The processes by which societies deliberately transmit their accumulated information, knowledge, understanding, attitudes, values, skills, competencies, and behaviors across generations.

Educational activity: Deliberate activity involving some form of communication intended to bring about learning.

Higher education institutions: Universities, institutes, and colleges according to law of Mongolia on Education, article 3.1.5.

General educational schools: educational institution which provides primary, basic and high school education in educational standards according to the Law of Mongolia on Primary and Basic Education.

Technical and vocational education institutions: Diverse types of polytechnic colleges, technical and vocational schools. Polytechnic college is a technical education institution according to the Law of Mongolia on Education, article 14.

Educational institution: Legal entity implementing one or more educational level contents according to the Law of Mongolia on Education, article 3.1.5.

Pupil-teacher ratio refers to the total number of students enrolled at the specified level of education divided by the number of teachers at the same level.



Source:

Report of Ministry of Education, Science

Classification:

Mongolia's education classification

Website:

<http://www.1212.mn>

Next release schedule:

15 October 2023

Social Statistics Department
Director E.Erdenesan
Contact number: (976-51)-264805

Social Statistics Department
Statistician M.Dorjpagam
Contact number: (976-51)-263966

