



# HOUSING PRICE INDEX

**In February 2025, Housing price index increased by 12.7% from the same period of the previous year.**

In February 2025, housing price index (2023.I=1.0) reached 1.25 in Ulaanbaatar city, increased by 12.7% from the same period of the previous year and by 1.1% from the previous month.

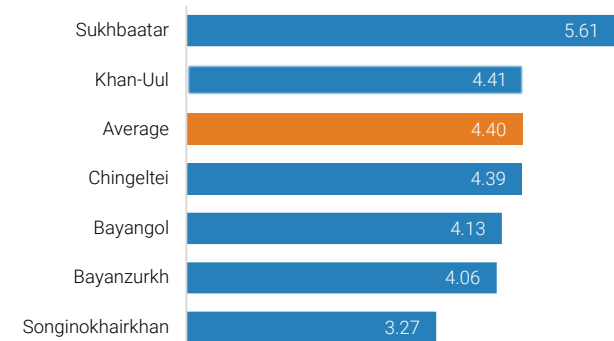
**TABLE 1. HOUSING PRICE INDEX**

Indicator	2022	2023	2024	2025		Feb 2025 Feb 2024	Feb 2025 Jan 2025
			Feb	Jan	Feb		
	2023=1.0					percent	
Total	0.99	1.08	1.11	1.24	1.25	12.7	1.1
New apartment	1.00	1.10	1.13	1.22	1.22	7.4	0.2
Old apartment	0.99	1.05	1.10	1.25	1.27	15.4	1.4

By the age of the apartment, the average price of new apartments increased by 7.4% from the same period of the previous year and by 0.2% from the previous month. The average price of an old apartment increased by 15.4% in the same period of the previous year, by 1.4% from the previous month.

**FIGURE 1. AVERAGE PRICE OF APARTMENT, per square meter, by MNT million**

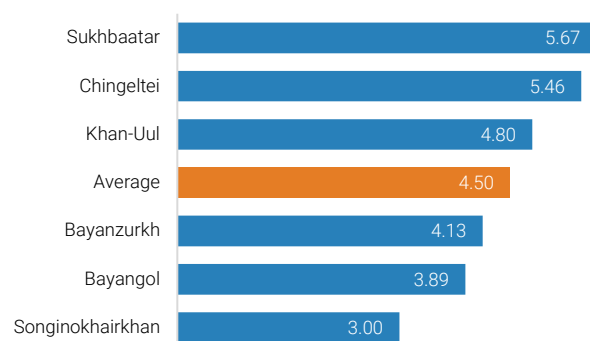
## New apartment



In February 2025, the average price of a new apartment per square meter was MNT 4.40 million, and the highest average was MNT 5.61 million in the Sukhbaatar district.

For new apartments, from the same period of the previous year, the highest increase was 31.1% or MNT 1329.9 thousand in Sukhbaatar district, and the lowest increase was 3.9% or MNT 164.8 thousand in Khan-Uul district.

## Old apartment



In February 2025, the average price of an old apartment per square meter was MNT 4.50 million, and the highest average price was MNT 5.67 million in the Sukhbaatar district.

For old apartments, from the same period of the previous year, the highest increase was 33.6% or MNT 1371.4 thousand in Chingeltei district, and the lowest was 12.6% or MNT 336.9 thousand in Songinokhairkhan district.

**TABLE 2. AVERAGE PRICE OF APARTMENTS, per square meter**

	2023	2024	2025		Feb 2025 Feb 2024	
	Feb	Feb	Jan	Feb	Amount	Percent
	MNT millions					
Average price of new apartment						
Bayangol	3.16	3.55	4.12	4.13	0.57	16.2
Bayanzurkh	2.89	3.56	4.01	4.06	0.50	14.1
Songinokhairkhan	2.47	2.65	3.44	3.27	0.62	23.4
Sukhbaatar	3.53	4.28	5.82	5.61	1.33	31.1
Khan-Uul	3.77	4.25	4.56	4.41	0.16	3.9
Chingeltei	3.70	3.84	4.77	4.39	0.55	14.4
Average price of old apartment						
Bayangol	2.93	3.19	3.84	3.89	0.70	22.0
Bayanzurkh	3.10	3.50	4.03	4.13	0.62	17.8
Songinokhairkhan	2.60	2.66	2.99	3.00	0.34	12.6
Sukhbaatar	3.97	4.28	5.82	5.67	1.38	32.3
Khan-Uul	3.62	4.20	4.71	4.80	0.59	14.1
Chingeltei	3.49	4.09	4.74	5.46	1.37	33.6

**Source:**

Housing price data, National Statistics Office of Mongolia

**Release schedule:**

11<sup>th</sup> April 2025

**Website:**

<http://www.1212.mn/>

Economic Statistics Department,  
Director M. Oyunjargal  
Contact number: (976-51)-329271

Economic Statistics Department,  
Price Statistics Division,  
Senior officer Kh. Khongorzul  
Contact number: (976-51)-261559



/StatisticMGL



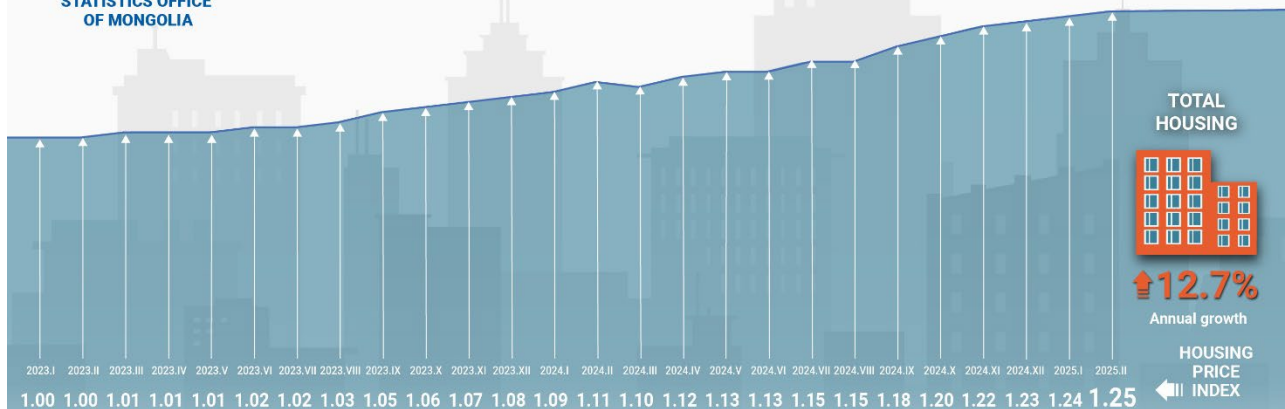
information@nso.mn



7014-1212

## HOUSING PRICE INDEX

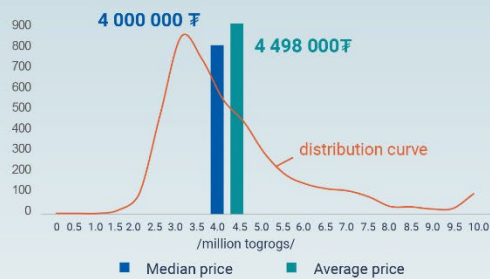
February 2025



ANNUAL CHANGE  
OF OLD APARTMENT

**↑15.4%**

PRICE OF OLD APARTMENT, per square meter



AVERAGE PRICE OF OLD APARTMENT  
per square meter, by districts, million togrogs



ANNUAL CHANGE  
OF NEW APARTMENT

**↑7.4%**

PRICE OF NEW APARTMENT, per square meter



AVERAGE PRICE OF NEW APARTMENT  
per square meter, by districts, million togrogs



Source: Housing price data, National Statistics Office of Mongolia